

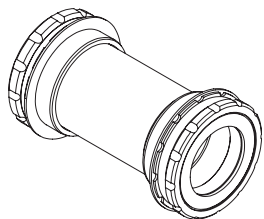


BB30/PF30 Road TO PRAXIS Works M30 TWIST-FIT BB System

TRiPEAK Product NO.

EMA-BB3028-PW★TF12

EMA-PF3028-PW★TF12



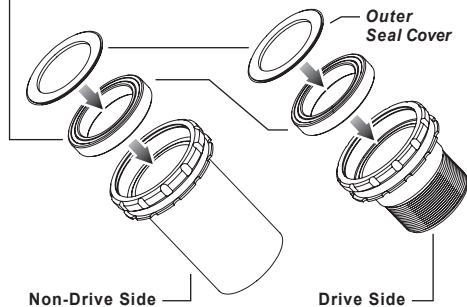
Bearing Options

★ SB (Steel Bearing) / ★ CB (Ceramic Bearing)

● Bearing Size : 30 X 42 X 7mm (6806-2RS)

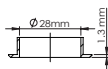
Replacement Bearing set

TRIPEAK item NO. SB : EMA-HP6806-2RS / CB : EMA-JC6806-2RS

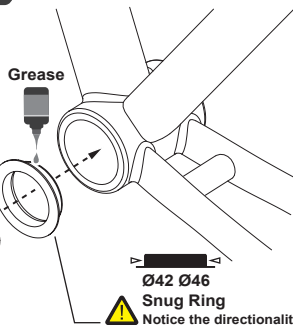
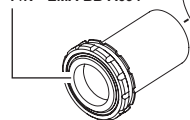


Step 1 PRESS IN

Non-DRIVE SIDE



Spacer Ring
 P/N : EMA-BB-A094




Ø42 Ø46

Snug Ring

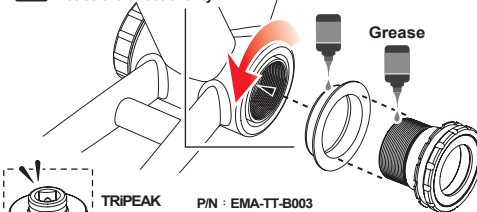
⚠ Notice the directionality

Step 2 TWIST-LOCK

DRIVE SIDE Cup set lock to 30Nm



⚠ Notice the directionality

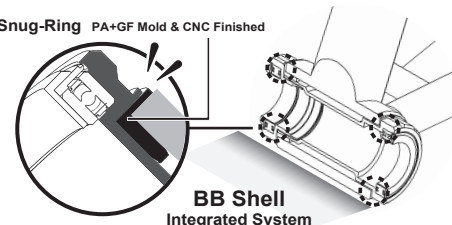


TRiPEAK P/N : EMA-TT-B003
 Tool Required P/N : EMA-TT-B012 / EMA-TT-B012S
 Tool compatible with torque wrench
 for installation use.

⚠ NOTICE

- To install TRIPEAK Bottom Bracket, we strongly recommend that you have a trained bicycle mechanic at your local bike shop.
- Do not alter this product in any way as it can cause unseen damage. Any modifications to this product will void the warranty.
- Make sure with the crankset are firmly attached to the bottom bracket. Improperly attached cranks can become detached from the BB set.
- When cleaning the bottom bracket set, only use mild soap and water. Never spray with high-pressure water. It will cause BB cup internal water ingress and influencing the bearing rolling lifetime.
- If you have any questions or concerns about this product Please feel free to contact us. E-mail: info@tripeakbearing.com

Snug-Ring PA+GF Mold & CNC Finished



BB Shell
 Integrated System

Installed-Width

